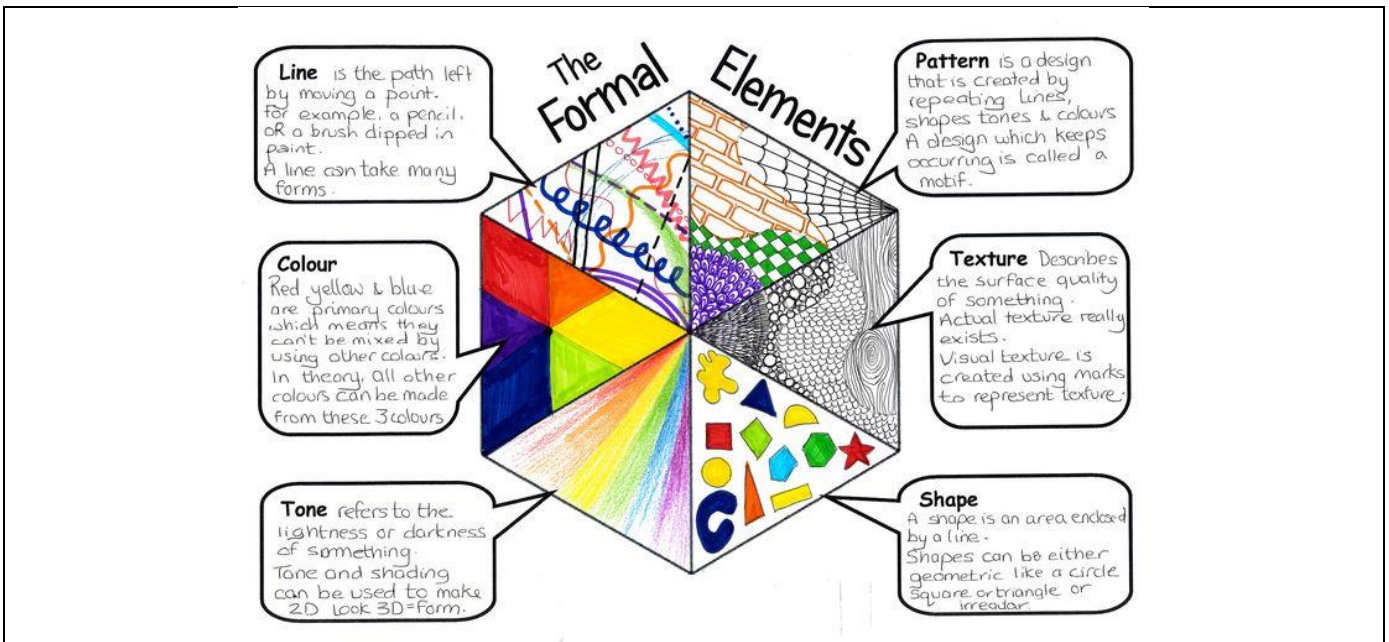



# My Art Journey - Year 1


## Autumn Term - Spirals



### Key Vocabulary



- **Line types** (spiky/wavy, neat/messy, blurry/sharp, muddy/clear, smooth/rough, fluffy/coarse)
- **Line thickness** (thick/thin, fine/dense)
- **Materials/tools** (charcoal, chalk, pencils, oil pastels, graphite, drawing ink, soft pastels)
- **Tone** (matt/shiny, light/dark, soft/hard)
- **Mark making** (stippling, cross-hatching, dashes, spirals)
- **Blending** (hiding marks to give a smooth finish)



finish)



### Molly Haslund

**Born** 1976  
**Gender** Female  
**Nationality** Denmark  
**Period** Ultra-Contemporary

Molly Haslund is an artist who works with performance, interactive objects and sculpture.

Molly Haslund trained at the Royal Art Academy of Fine Art, Copenhagen and Glasgow School of Art.

Artist	Artwork
Molly Haslund	Circles (2013)



### Year 1 Art knowledge

- I can explore the work of Molly Haslund
- I can explore different qualities of line, colour blending and mark making
- I can create an observational drawing
- I can show interest in and describe what I think about the work of others