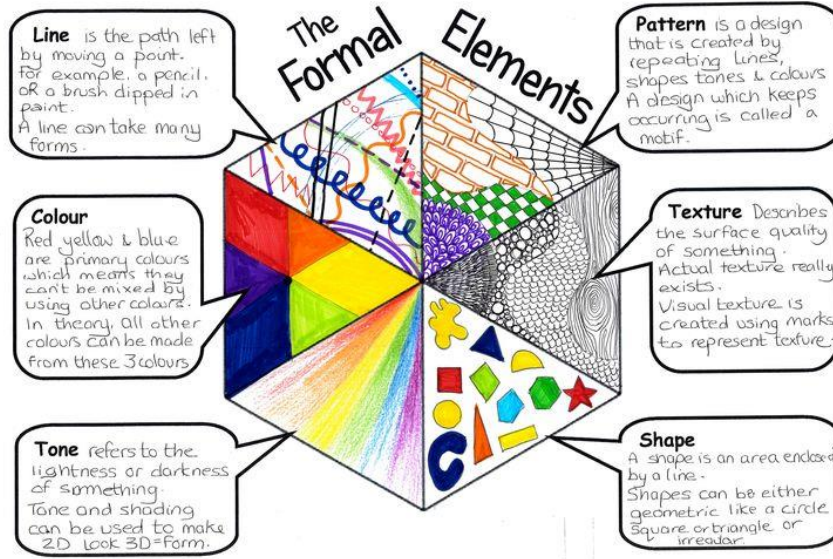



My Art Journey - Year 5

Autumn Term


Skills lessons - Drawing






Key Vocabulary



- **Line types** (spiky/wavy, neat/messy, blurry/sharp, muddy/clear, smooth/rough, fluffy/coarse)
- **Line thickness** (thick/thin, fine/dense)
- **Materials/tools** (charcoal, chalk, pencils, oil pastels, graphite, drawing ink, soft pastels)
- **Tone** (matt/shiny, light/dark, soft/hard)
- **Mark making** (stippling, cross-hatching, dashes, spirals)



Artist	Artwork
Vincent van Gogh	<i>Fishing Boats at Saintes-Maries-de-la-Mer</i> (reed pen and ink, 1888) 
Pablo Picasso	<i>Le Hibou, Le Chameau and Le Chien</i> (prints on paper, dates unknown) 
Katarzyna Gagol	<i>Woman Portrait</i> (ink drawing) 

Year 5 Drawing skills

- I can work in a sustained and independent way to create accurate, detailed drawings
- I can develop key elements of my work (*line, tone, pattern, texture*)
- I can work from a variety of sources including observations and photographs to develop my own work
- I can consider the effect of light on objects and people from different directions
- I can interpret the texture of a surface
- I can produce increasingly accurate drawings of people
- I can consider the concept of perspective